

NEW PRODUCT



PEMCO®

**Full-Line Launching July 2021!!
Many P1 Plate Mounts Now Available.**

A-LINE™

Economical & In-Stock

1-1/4" Wide Casters, Wheels and Accessories; Up to 350 lbs. Capacity

3", 3.5", 4", 5" sizes

Mass-produced & inventoried

Thick steel construction

TPR, TPU, POD wheel choices

**Dust cap standard
on all swivel models**

**Total lock brake
securely locks both
swivel and wheel
simultaneously;
side brake securely
locks wheel only**



**DOWNLOAD
3D CAD MODELS!**

See back cover for details.

www.PemcoCasters.com/A-Line



A-line is a competitive, core lineup of 1-1/4" wide casters designed and mass-produced for a wide range of applications. ANSI-ICWM:2018 tested to provide working load capacities up to 350 lbs. per caster, A-line is an economical and in-stock 1-1/4" wide offering you can depend on. A-line is available in a variety of size, wheel, fastening, and brake options and features our one-year standard warranty.



FEATURES

- The industry's most popular 1-1/4" wide caster sizes, wheels, fastenings, brakes, and accessories
- Thick, high-strength steel construction
- Dual ball bearing raceway design
- Raceway dust cap standard on all swivel models for increased caster life and performance
- Dynamic load capacities up to 350 lbs. per caster
- Durable zinc finish
- 3/8" diameter nut and bolt axle
- Full thread guards and precision ball bearings on TPR and TPU wheels provide smooth and quiet performance and help prevent debris from entangling wheel

APPLICATIONS

- Carts
- Material Handling Equipment
- Store Fixtures
- Institutional Equipment
- Office Equipment
- Food Service
- Storage Equipment/Cabinets
- Hospitality Carts

Brake Options



Side Brake

Utilizes a lower sitting brake lever (on/off) that engages and disengages a brake arm that securely locks on the face of the wheel when engaged. See below total lock to also lock the swivel section of the caster.



Total Lock

Integrated brake pedal simultaneously locks both wheel and swivel section of caster when engaged. Simply push the "OFF" portion of the brake pedal to resume full mobility of wheel and swivel.

Wheel & Bearing Options

TPR



Thermo-Rubber (TPR)

Thermo-Rubber (TPR) wheels provide excellent floor protection, are resistant to most chemical/oils, and help reduce vibration by absorbing shock. Standard precision ball bearings provide easy and quiet rolling. Full thread guards prevent debris from entangling the axles.

Durometer: 75A (±5)
Temp Range: -40°F to +180°F

TPU



Thermo-Urethane (TPU)

Thermo-Urethane (TPU) wheels are the most ergonomic and easiest to roll, provide excellent floor protection, and are highly resistant to chemicals/oils. Standard precision ball bearings provide easy and quiet rolling. Full thread guards prevent debris from entangling the axles.

Durometer: 90A (±5)
Temp Range: -40°F to +180°F

POD



Polyolefin (POD)

Polyolefin (POD) wheels are the most economical wheel. Wheels come with DuPont engineered Delrin bearings which are extremely durable under a wide range of temperature and humidity conditions. They are also corrosion resistant and lightweight.

Durometer: 70D (±5)
Temp Range: -40°F to +180°F

Wheel Bearings



Precision Ball

Centered Precision Ball Bearing standard on Thermo-Rubber (TPR) and Thermo-Urethane (TPU) wheels



Delrin®

Comes standard on Polyolefin (POD) wheels

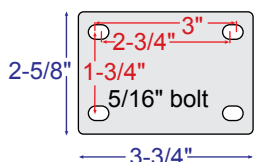


Plate Caster Models and Specifications

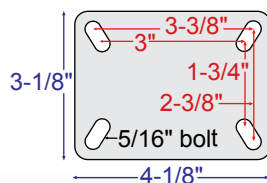
To Order, Insert Applicable Plate Code (shown below) Into Part#. Example: AS30P1TPR

Wheel Diameter	Tread Width	Wheel Tread Type	Load Capacity (lbs)	Mounting Height	Swivel Radius	Standard Bearing	Thread Guard Type	Swivel Caster Part #	Rigid Caster Part #	Side Brake (SB) Part #	Total Lock Brake (TL) Part #
3"	1 1/4"	Thermo-Rubber (TPR)	210	4 1/4"	2 15/16" See below for brake models	Precision Ball	Full	AS30__TPR	AR30__TPR	AS30__TPRSB	AS30P1TPRTL
		Thermo-Urethane (TPU)	250			Precision Ball	Full	AS30__TPU	AR30__TPU	AS30__TPUSB	AS30P1TPUTL
		Polyolefin (POD)	270			Delrin	None	AS30__POD	AR30__POD	AS30__PODSB	AS30P1PODTL
3 1/2"	1 1/4"	Thermo-Rubber (TPR)	250	4 3/4"	3 1/8" See below for brake models	Precision Ball	Full	AS35__TPR	AR35__TPR	AS35__TPRSB	AS35P1TPRTL
		Thermo-Urethane (TPU)	275			Precision Ball	Full	AS35__TPU	AR35__TPU	AS35__TPUSB	AS35P1TPUTL
		Polyolefin (POD)	275			Delrin	None	AS35__POD	AR35__POD	AS35__PODSB	AS35P1PODTL
4"	1 1/4"	Thermo-Rubber (TPR)	275	5 1/4"	3 3/8" See below for brake models	Precision Ball	Full	AS40__TPR	AR40__TPR	AS40__TPRSB	AS40P1TPRTL
		Thermo-Urethane (TPU)	300			Precision Ball	Full	AS40__TPU	AR40__TPU	AS40__TPUSB	AS40P1TPUTL
		Polyolefin (POD)	275			Delrin	None	AS40__POD	AR40__POD	AS40__PODSB	AS40P1PODTL
5"	1 1/4"	Thermo-Rubber (TPR)	325	6 1/4"	3 7/8" See below for brake models	Precision Ball	Full	AS50__TPR	AR50__TPR	AS50__TPRSB	AS50P1TPRTL
		Thermo-Urethane (TPU)	350			Precision Ball	Full	AS50__TPU	AR50__TPU	AS50__TPUSB	AS50P1TPUTL
		Polyolefin (POD)	325			Delrin	None	AS50__POD	AR50__POD	AS50__PODSB	AS50P1PODTL

Top Plates (P1 & P2)



P1 (Insert P1 Plate Code Into Part #)
Standard Plate



P2 (Insert P2 Plate Code Into Part #)
P2 Plate Models Launching July 2021!
Optional Plate
Not currently available in Total Lock Brake (TL) option.
Consult factory for minimums.



Wheel Guide



Thermo-Rubber (TPR)

Thermo-Rubber (TPR) wheels provide excellent floor protection, are resistant to most chemical/oils, and help reduce vibration by absorbing shock. Standard precision ball bearings provide easy and quiet rolling. Full thread guards prevent debris from entangling the axles.

Durometer: 75A (±5) **Temp Range:** -40°F to +180°F



Thermo-Urethane (TPU)

Thermo-Urethane (TPU) wheels are the most ergonomic and easiest to roll, provide excellent floor protection, and are highly resistant to chemicals/oils. Standard precision ball bearings provide easy and quiet rolling. Full thread guards prevent debris from entangling the axles.

Durometer: 90A (±5) **Temp Range:** -40°F to +180°F



Polyolefin (POD)

Polyolefin (POD) wheels are the most economical wheel. Wheels come with DuPont engineered Delrin bearings which are extremely durable under a wide range of temperature and humidity conditions. They are also corrosion resistant and lightweight.

Durometer: 70D (±5) **Temp Range:** -40°F to +180°F

Brake Swivel Radius

Wheel Diameter	Brake Type	Swivel Radius
3"	Side Brake	3 3/4"
	Total Lock Brake	4 3/8"
3 1/2"	Side Brake	3 3/4"
	Total Lock Brake	4 7/16"
4"	Side Brake	3 3/4"
	Total Lock Brake	4 7/16"
5"	Side Brake	3 7/8"
	Total Lock Brake	4 7/16"



Side Brake



Total Lock Brake



Stem and Hollow Kingpin Caster Models and Specifications


Wheel Diameter	Tread Width	Wheel Tread Type	Load Capacity (lbs)	Mounting Height	Swivel Radius	Standard Bearing	Thread Guard Type	Swivel Caster Part #	Side Brake (SB) Part #	Total Lock Brake (TL) Part #
3"	1 1/4"	Thermo-Rubber (TPR)	210	4 1/8"	2 15/16" See below for brake models	Precision Ball	Full	AS30__TPR	AS30__TPRSB	AS30__TPRTL
		Thermo-Urethane (TPU)	250			Precision Ball	Full	AS30__TPU	AS30__TPUSB	AS30__TPUTL
		Polyolefin (POD)	270			Delrin	None	AS30__POD	AS30__PODSB	AS30__PODTL
3 1/2"	1 1/4"	Thermo-Rubber (TPR)	250	4 5/8"	3 1/8" See below for brake models	Precision Ball	Full	AS35__TPR	AS35__TPRSB	AS35__TPRTL
		Thermo-Urethane (TPU)	275			Precision Ball	Full	AS35__TPU	AS35__TPUSB	AS35__TPUTL
		Polyolefin (POD)	275			Delrin	None	AS35__POD	AS35__PODSB	AS35__PODTL
4"	1 1/4"	Thermo-Rubber (TPR)	275	5 1/8"	3 3/8" See below for brake models	Precision Ball	Full	AS40__TPR	AS40__TPRSB	AS40__TPRTL
		Thermo-Urethane (TPU)	300			Precision Ball	Full	AS40__TPU	AS40__TPUSB	AS40__TPUTL
		Polyolefin (POD)	275			Delrin	None	AS40__POD	AS40__PODSB	AS40__PODTL
5"	1 1/4"	Thermo-Rubber (TPR)	325	6 1/8"	3 7/8" See below for brake models	Precision Ball	Full	AS50__TPR	AS50__TPRSB	AS50__TPRTL
		Thermo-Urethane (TPU)	350			Precision Ball	Full	AS50__TPU	AS50__TPUSB	AS50__TPUTL
		Polyolefin (POD)	325			Delrin	None	AS50__POD	AS50__PODSB	AS50__PODTL

Threaded Stem & Hollow Kingpin Models Launching July 2021!

T1 Thread UNC13, 1" height, 1/2" diameter
T2 Thread UNC13, 1-1/2" height, 1/2" diameter
G1 Brass Grip Band, 1-3/8" height, 7/16" diameter
H1 Hollow Kingpin for 1/2" bolts

Swivel, Side Brake (SB), Total Lock Brake (TL)

Part Examples

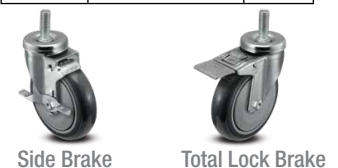


Wheel Guide

- TPR** **Thermo-Rubber (TPR)**
 Thermo-Rubber (TPR) wheels provide excellent floor protection, are resistant to most chemical/oils, and help reduce vibration by absorbing shock. Standard precision ball bearings provide easy and quiet rolling. Full thread guards prevent debris from entangling the axles.
Durometer: 75A (±5) **Temp Range:** -40°F to +180°F
- TPU** **Thermo-Urethane (TPU)**
 Thermo-Urethane (TPU) wheels are the most ergonomic and easiest to roll, provide excellent floor protection, and are highly resistant to chemicals/oils. Standard precision ball bearings provide easy and quiet rolling. Full thread guards prevent debris from entangling the axles.
Durometer: 90A (±5) **Temp Range:** -40°F to +180°F
- POD** **Polyolefin (POD)**
 Polyolefin (POD) wheels are the most economical wheel. Wheels come with DuPont engineered Delrin bearings which are extremely durable under a wide range of temperature and humidity conditions. They are also corrosion resistant and lightweight.
Durometer: 70D (±5) **Temp Range:** -40°F to +180°F

Brake Swivel Radius

Wheel Diameter	Brake Type	Swivel Radius
3"	Side Brake	3 3/4"
	Total Lock Brake	4 3/8"
3 1/2"	Side Brake	3 3/4"
	Total Lock Brake	4 7/16"
4"	Side Brake	3 3/4"
	Total Lock Brake	4 7/16"
5"	Side Brake	3 7/8"
	Total Lock Brake	4 7/16"



STEM MODELS LAUNCHING JULY 2021

A-LINE™ Components

Swivel and Rigid Plate and Stem Rigs



AS40P1 shown

Wheel Dia.	Tread Width	*Load Capacity (lbs)	Mount Height w/ Wheel	Swivel Radius w/ Wheel	Swivel Rig Part #	Rigid Rig Part #
------------	-------------	----------------------	-----------------------	------------------------	-------------------	------------------

Swivel and Rigid Plate (P1 2-5/8x3-3/4) Rigs

3"	1 1/4"	270	4-1/4"	2-15/16"	AS30P1	AR30P1
3 1/2"		275	4-3/4"	3-1/8"	AS35P1	AR35P1
4"		300	5-1/4"	3-3/8"	AS40P1	AR40P1
5"		350	6-1/4"	3-7/8"	AS50P1	AR50P1



AR40P1 shown

Swivel and Rigid Plate (P2 3-1/8x4-1/8) Rigs

3"	1 1/4"	270	4-1/4"	2-15/16"	AS30P2	AR30P2
3 1/2"		275	4-3/4"	3-1/8"	AS35P2	AR35P2
4"		300	5-1/4"	3-3/8"	AS40P2	AR40P2
5"		350	6-1/4"	3-7/8"	AS50P2	AR50P2

P2 Plate Models Launching July 2021!

Threaded Stem (T1 1/2-13x1 Thread) Rigs

3"	1 1/4"	270	4-1/8"	2-15/16"	AS30T1
3 1/2"		275	4-5/8"	3-1/8"	AS35T1
4"		300	5-1/8"	3-3/8"	AS40T1
5"		350	6-1/8"	3-7/8"	AS50T1



AS40T2 shown

Threaded Stem (T2 1/2-13x1-1/2 Thread) Rigs

3"	1 1/4"	270	4-1/8"	2-15/16"	AS30T2
3 1/2"		275	4-5/8"	3-1/8"	AS35T2
4"		300	5-1/8"	3-3/8"	AS40T2
5"		350	6-1/8"	3-7/8"	AS50T2



AS40G1 shown

Grip Band Stem (G1 7/16x1-3/8 Grip Band) Rigs

3"	1 1/4"	270	4-1/8"	2-15/16"	AS30G1
3 1/2"		275	4-5/8"	3-1/8"	AS35G1
4"		300	5-1/8"	3-3/8"	AS40G1
5"		350	6-1/8"	3-7/8"	AS50G1



AT40H1 shown

Hollow Kingpin (H1 1/2 Hollow Kingpin) Rigs

3"	1 1/4"	270	4-1/8"	2-15/16"	AS30H1
3 1/2"		275	4-5/8"	3-1/8"	AS35H1
4"		300	5-1/8"	3-3/8"	AS40H1
5"		350	6-1/8"	3-7/8"	AS50H1



AT40P1 shown

Total Lock Rigs

Wheel Dia.	Tread Width	*Load Capacity (lbs)	Mount Height w/ Wheel	Swivel Radius w/ Wheel	Total Lock Rig Part #
------------	-------------	----------------------	-----------------------	------------------------	-----------------------

Swivel Plate (P1 2-5/8x3-3/4) Rigs

3"	1 1/4"	270	4-1/4"	4-3/8"	AT30P1
3 1/2"		275	4-3/4"	4-7/16"	AT35P1
4"		300	5-1/4"	4-7/16"	AT40P1
5"		350	6-1/4"	4-7/16"	AT50P1

Threaded Stem (T1 1/2-13x1 Thread) Rigs

3"	1 1/4"	270	4-1/8"	4-3/8"	AT30T1
3 1/2"		275	4-5/8"	4-7/16"	AT35T1
4"		300	5-1/8"	4-7/16"	AT40T1
5"		350	6-1/8"	4-7/16"	AT50T1



AT40T2 shown

Threaded Stem (T2 1/2-13x1-1/2 Thread) Rigs

3"	1 1/4"	270	4-1/8"	4-3/8"	AT30T2
3 1/2"		275	4-5/8"	4-7/16"	AT35T2
4"		300	5-1/8"	4-7/16"	AT40T2
5"		350	6-1/8"	4-7/16"	AT50T2



AT40G1 shown

Grip Band Stem (G1 7/16x1-3/8 Grip Band) Rigs

3"	1 1/4"	270	4-1/8"	4-3/8"	AT30G1
3 1/2"		275	4-5/8"	4-7/16"	AT35G1
4"		300	5-1/8"	4-7/16"	AT40G1
5"		350	6-1/8"	4-7/16"	AT50G1



AT40H1 shown

Hollow Kingpin (H1 1/2 Hollow Kingpin) Rigs

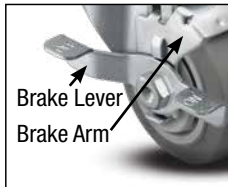
3"	1 1/4"	270	4-1/8"	4-3/8"	AT30H1
3 1/2"		275	4-5/8"	4-7/16"	AT35H1
4"		300	5-1/8"	4-7/16"	AT40H1
5"		350	6-1/8"	4-7/16"	AT50H1

* Some wheels have lower load capacities than the rig; please reference page 3 for the assembled load capacity for each wheel type.

STEM MODELS LAUNCHING JULY 2021

Brake Parts

Side Brake (SB)



Brake Arm

BARM30AX125	3" models
BARM35AX125	3-1/2" models
BARM40AX125	4" models
BARM50AX125	5" models

Brake Lever

BLVRAX125	Fits all sizes
-----------	----------------

Axles and Nuts



Nut for all Axles
NUTAX125

Standard Axle for Swivel, Rigid, Total Lock
AXLEAX125

Axle for Side Brake
AXLESBAX125

Wheels

Wheel Dia.	Tread Width	*Load Capacity (lbs)	Tread Type	Bearing Type	Thread Guards	WheelPart #
3"	1 1/4"	210	Thermo-Rubber (TPR)	Precision Ball	Full	WH30X125TPR
		250	Thermo-Urethane (TPU)	Precision Ball	Full	WH30X125TPU
		270	Polyolefin (POD)	Delrin	None	WH30X125POD
3 1/2"	1 1/4"	250	Thermo-Rubber (TPR)	Precision Ball	Full	WH35X125TPR
		275	Thermo-Urethane (TPU)	Precision Ball	Full	WH35X125TPU
		275	Polyolefin (POD)	Delrin	None	WH35X125POD
4"	1 1/4"	275	Thermo-Rubber (TPR)	Precision Ball	Full	WH40X125TPR
		300	Thermo-Urethane (TPU)	Precision Ball	Full	WH40X125TPU
		275	Polyolefin (POD)	Delrin	None	WH40X125POD
5"	1 1/4"	325	Thermo-Rubber (TPR)	Precision Ball	Full	WH50X125TPR
		350	Thermo-Urethane (TPU)	Precision Ball	Full	WH50X125TPU
		325	Polyolefin (POD)	Delrin	None	WH50X125POD



Thermo-Rubber (TPR)



Thermo-Urethane (TPU)

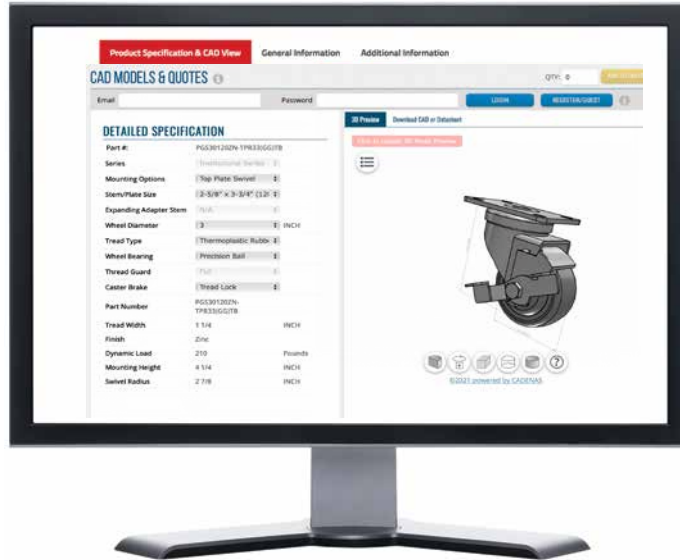


Polyolefin (POD)

NEED A CAD MODEL OR QUOTE?

PEMCO®

www.PemcoCaster.com/A-line



“Caster CAD 3D” App



- Quickly configure caster models
- Download native CAD formats
- Download datasheets
- Easily share with your team



Pemco Casters

A Brand of Colson Group
800-253-0868



THE GLOBAL LEADER
IN CASTERS AND WHEELS.